



2017 Community Forum



Creating a world of opportunity  
for all abilities

# We are live online!

Low cost initiative to include interested stakeholders who might not be able to be here in person.

This is recorded and will be available online at <https://www.imaginecolorado.org/online-multimedia-events>



# Topics We Will Cover Tonight

- The State of the State
- Legislative Update/Budget Perspectives
- Workforce Capacity
- Boulder County Pay for Performance
- Housing Survey Results



# Brief Review

- Volunteer Board of Directors.
- Network of Providers.
  - Last year 49 active from a selection of 117 PASA's.
  - This year 43 active from a selection of 145 PASA's.
- Imagine! designation as the Community Centered Board for Boulder & Broomfield counties.
- During the public forum we will respect **protected health information** about all people seeking or receiving services.

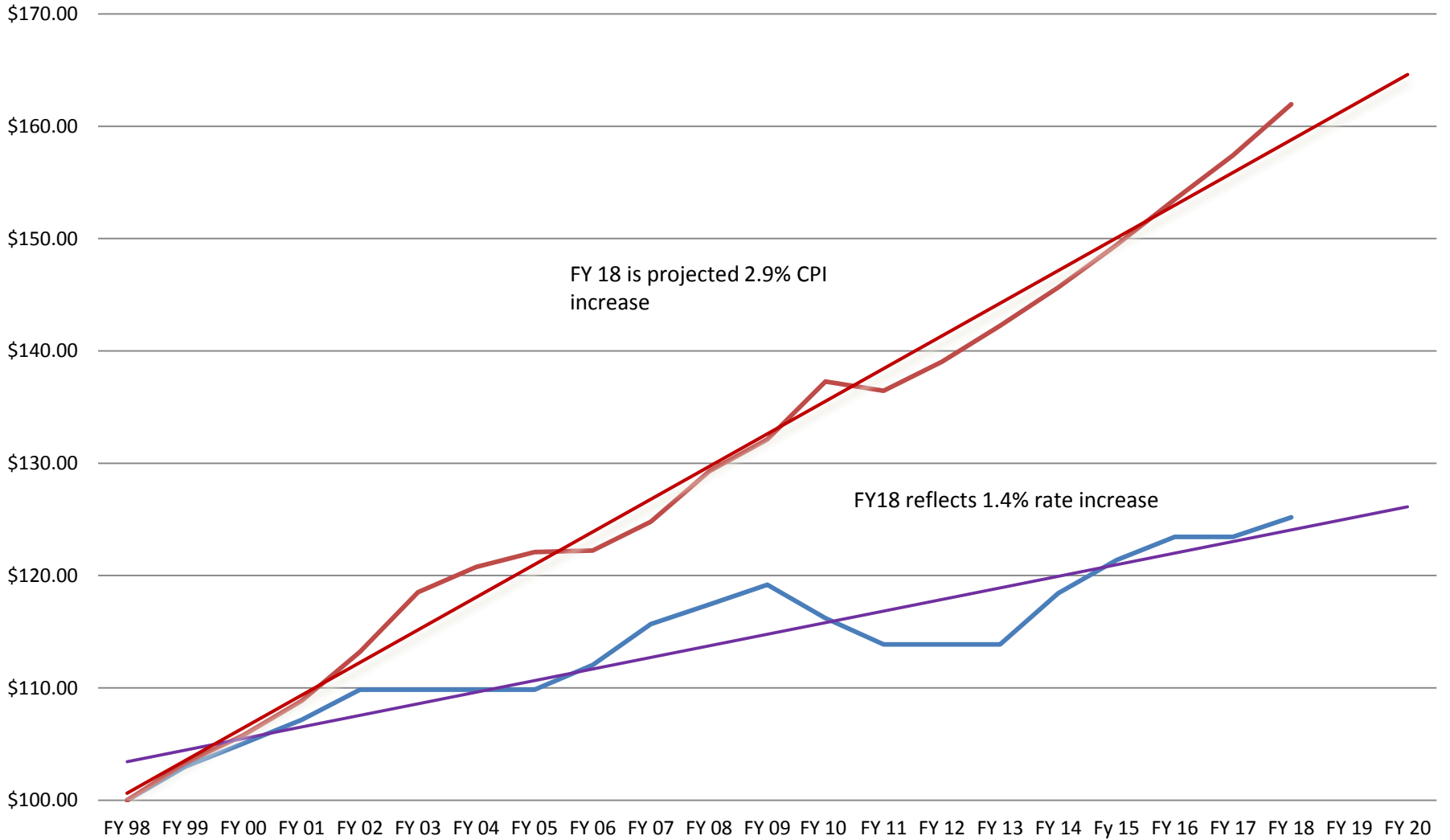




# The State of the State

- **Community Capacity Issues**
  - See Alliance Perfect Storm:  
[http://media.wix.com/ugd/ef6d52\\_6f4ca4881635421397afae74d05de1d8.pdf](http://media.wix.com/ugd/ef6d52_6f4ca4881635421397afae74d05de1d8.pdf)
- **Ending Waitlists in Colorado**
  - Imagine! has over 600 people waiting for HCBS-DD.
- **Adult Waiver Modernization**
- **HCPF transition to new billing software**
  - Unpaid providers
  - All PAR revisions on hold
- **The Future of Regional Centers**
- **Conflict Free Case Management, HB17-1343**
- **Supports Intensity Scale**
  - Webinar Monday, May 22 2017, 5:30pm-8:30pm
- **Continued and unexplained reversions**
- **Competing for Limited Resources; roads, higher ed, K-12, mental health, prisons, etc.**

# Comparison of Provider-rate Policy to Denver-Boulder-Greeley CPI Trending from FY 98 to FY 20



— Growth of FY 98 \$100 based on annual increases/decreases appropriated for community provider rates

— Growth of FY 98 \$100 if annual fiscal year increase had been appropriated based on the prior calendar year's Denver-Boulder-Greeley CPI



# State Government

Budget Proposal approved by JBC for FY18. (statewide)

- 246 HCBS-DD. 5368 average monthly enrollments **426**
  - 66 year-long unfilled enrollments.
  - \$17.2 million
- 518 HCBS-SLS. 5154 average monthly enrollments **547**
  - \$8.3 million
- 123 HCBS-CES. 1702 average monthly enrollments **209**
  - \$1.8 million
- Associated Targeted Case Management





# State Government

- 2013 - 14 Budget under spent by \$23 million.
- 2014 – 15 Budget under spent by \$20 million.
- 2015 – 16 Budget under spent by \$14 million.
- 2016 – 17 Projected underspending by about \$ 9 million plus.
- 2017 – 18 ... unknown corrective action.



# Conflict Free Case Management

## Federal Centers for Medicare and Medicaid Rule

***Providers of HCBS for the individual, or those who have an interest in or are employed by a provider of HCBS for the individual must not provide case management or develop the person-centered service plan, except when the State demonstrates that the only willing and qualified entity to provide case management and/or develop person-centered service plans in a geographic area also provides HCBS.***



# Conflict Free Case Management

## Imagine! Goals Toward a Resolution

- Do no harm to end-user.
- **Maintain/Improve end-user freedom of choice.**
- Put forth a solution which results in a seamless transition for end-users.
- Maintain/Improve Colorado's ranking as 11<sup>th</sup> for community based service delivery; **trending from 6<sup>th</sup> ranking last year.**
- Maintain I/DD specialty.
- Maintain local values, accountability, controls, and responsibility. (i.e. current local Boards of Directors)
- Maintain/Improve local resources; fund-raising, mil levies, local contracts for service.
- Maintain organizations' social identities as **dependable community resources.**
- Maintain existing workforce without harm.
- Maintain/Improve oversight of provider quality, and **veracity of system administration.**
- Respond appropriately to a fiscal analysis of the CMS Rule.
- Address Federal interpretation and compliance.
- Meet goals while minimizing unintended consequences.

# Case Management Satisfaction Survey

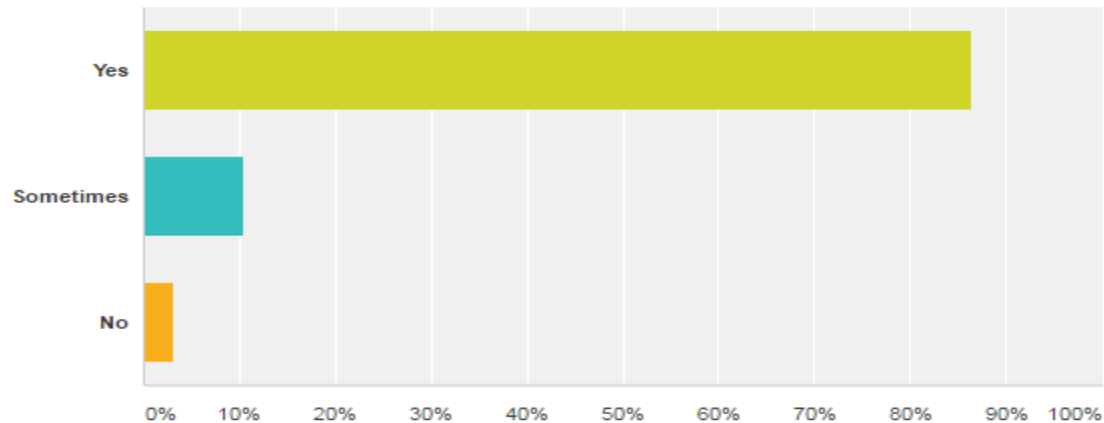
Q7

Customize

Export

Does your/family member's Case Manager listen to your concerns, questions, and ideas?

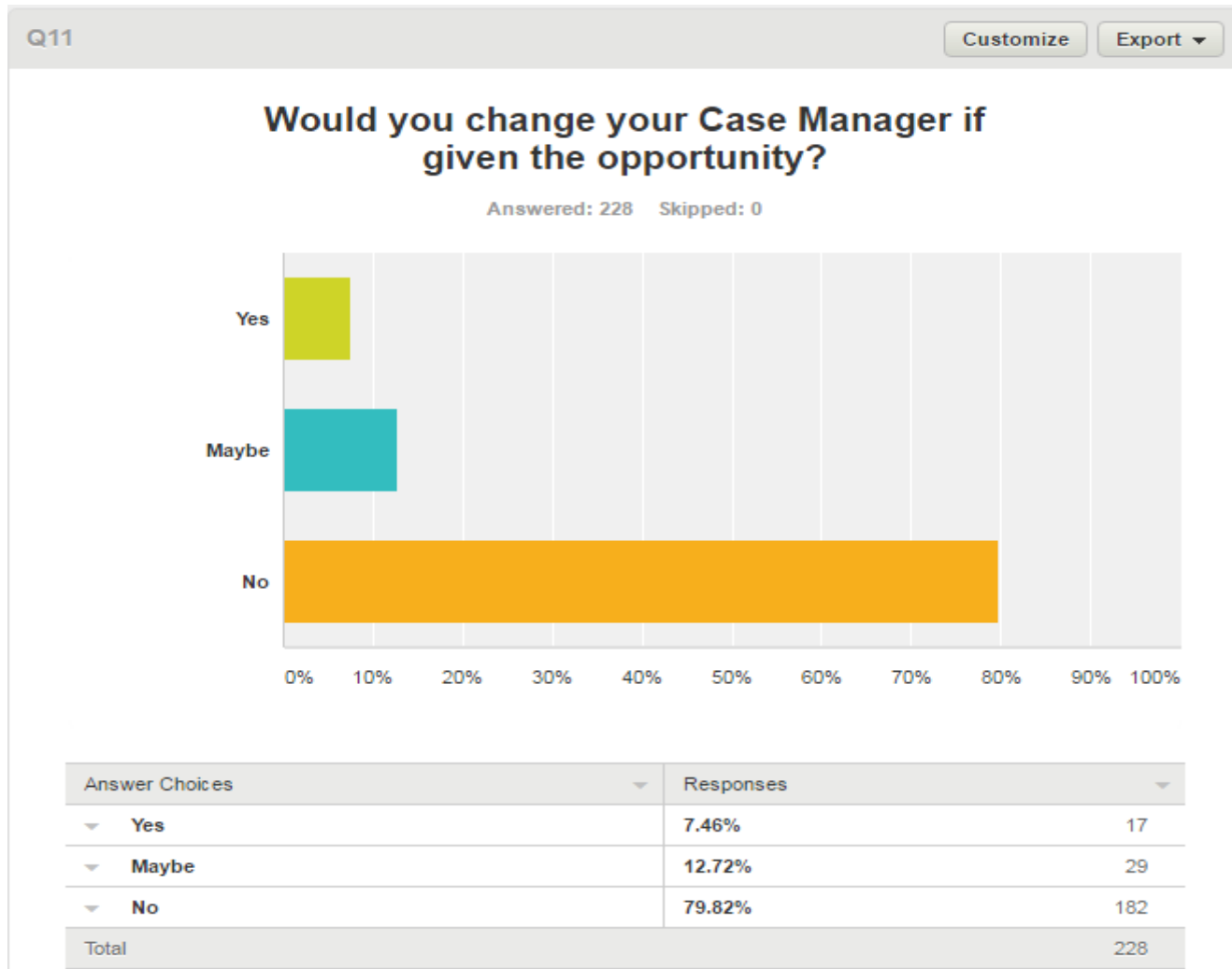
Answered: 228 Skipped: 0



Answer Choices	Responses
Yes	86.40% 197
Sometimes	10.53% 24
No	3.07% 7
Total	228

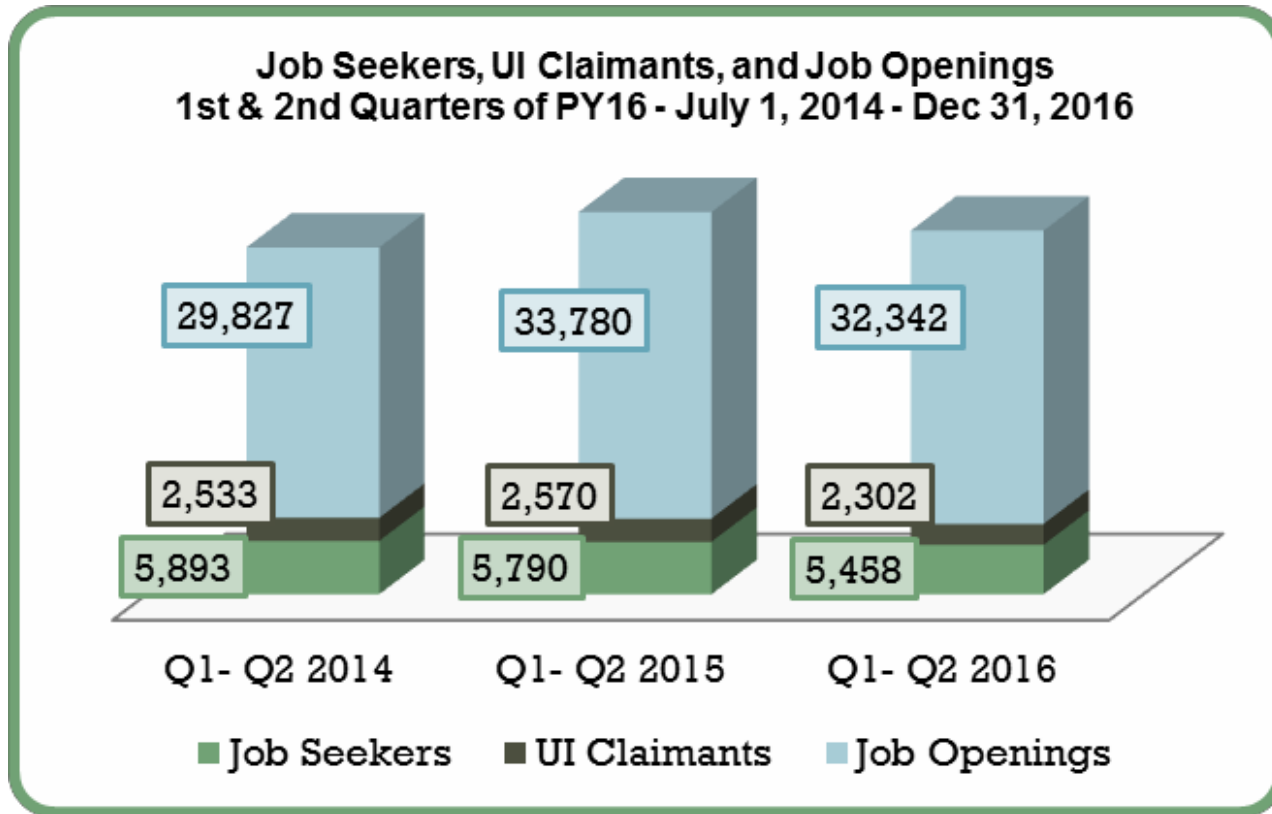


# Case Management Satisfaction Survey





# Workforce Boulder County





# Workforce Boulder County

Job Seekers, Unemployment Insurance Claimants, and Job Openings for the First Half of the Program Year - July 1st through Dec. 31st for Three Program Years								
Program Activity	07.01.14 - 12.31.14		07.01.15 - 12.31.15			07.01.16 - 12.31.16		
	Total	% of Job Seekers on UI	Total	% Change from 2014	% of Job Seekers on UI	Total	% Change from 2015	% of Job Seekers on UI
<b>Job Seekers</b>	5,893		5,790	-1.75%		5,458	<b>-5.73%</b>	
<b>UI Claimants</b>	2,533	42.98%	2,570	1.46%	44.39%	2,302	<b>-10.43%</b>	42.18%
<b>Job Openings</b>	29,827		33,780	13.25%		32,342	<b>-4.26%</b>	

# Pay for Performance

People from Boulder County who have an (I/DD) should be able to live and receive support within Boulder County.

Monthly payments to Providers to support non-Medicaid functions of enrollment and sustaining business activities in Boulder County:

- The purchase, maintenance, modification, licensure, and operation of vehicles.
- The purchase, maintenance, modification, and furnishing of homes.
- The recruitment, hiring, professional development, equipment, and supplies related to maintaining a qualified workforce.
- Program costs such as advertising, research and development, equipment, and supplies.

Target specific integrated day services and staffed residential environments that we need to be sustainable in Boulder County.

In just the 2<sup>nd</sup> month, we are reporting 10 participating Providers of 560 people in targeted services receiving over \$80,000 per month of business activity support.



# Housing Survey



# Out of Reach 2016: Colorado

NIHC Publications & Tools

NIHC Research & Reports

Housing Research Repository

Order NIHC Publications

#14

Colorado



All States

SELECT STATE:

Colorado



## State Facts

MINIMUM WAGE	\$8.31
AVERAGE RENTER WAGE	\$15.97
2-BEDROOM HOUSING WAGE	\$21.12
NUMBER OF RENTER HOUSEHOLDS	703,266
PERCENT RENTERS	35%

## Most Expensive Counties

	2-Bedroom Housing Wage
PITKIN COUNTY	\$31.96
BOULDER COUNTY	\$26.56
SAN MIGUEL COUNTY	\$26.54
SUMMIT COUNTY	\$25.38
BROOMFIELD COUNTY *	\$23.60

## Affordable Rent for Low Income Households

Minimum Wage Worker

\$432/mo

Household at 30% of Area Median Income

\$565/mo

Worker Earning Average Renter Wage

\$830/mo

## Fair Market Rent

1-Bedroom Fair Market Rent

\$865/mo

2-Bedroom Fair Market Rent

\$1,098/mo



Working at  
minimum wage

**\$8.31**/hr



Each week you  
have to work

**80**  
HOURS!



To afford a modest  
1-bedroom  
apartment at  
Fair Market Rent

DOWNLOAD  
State Report

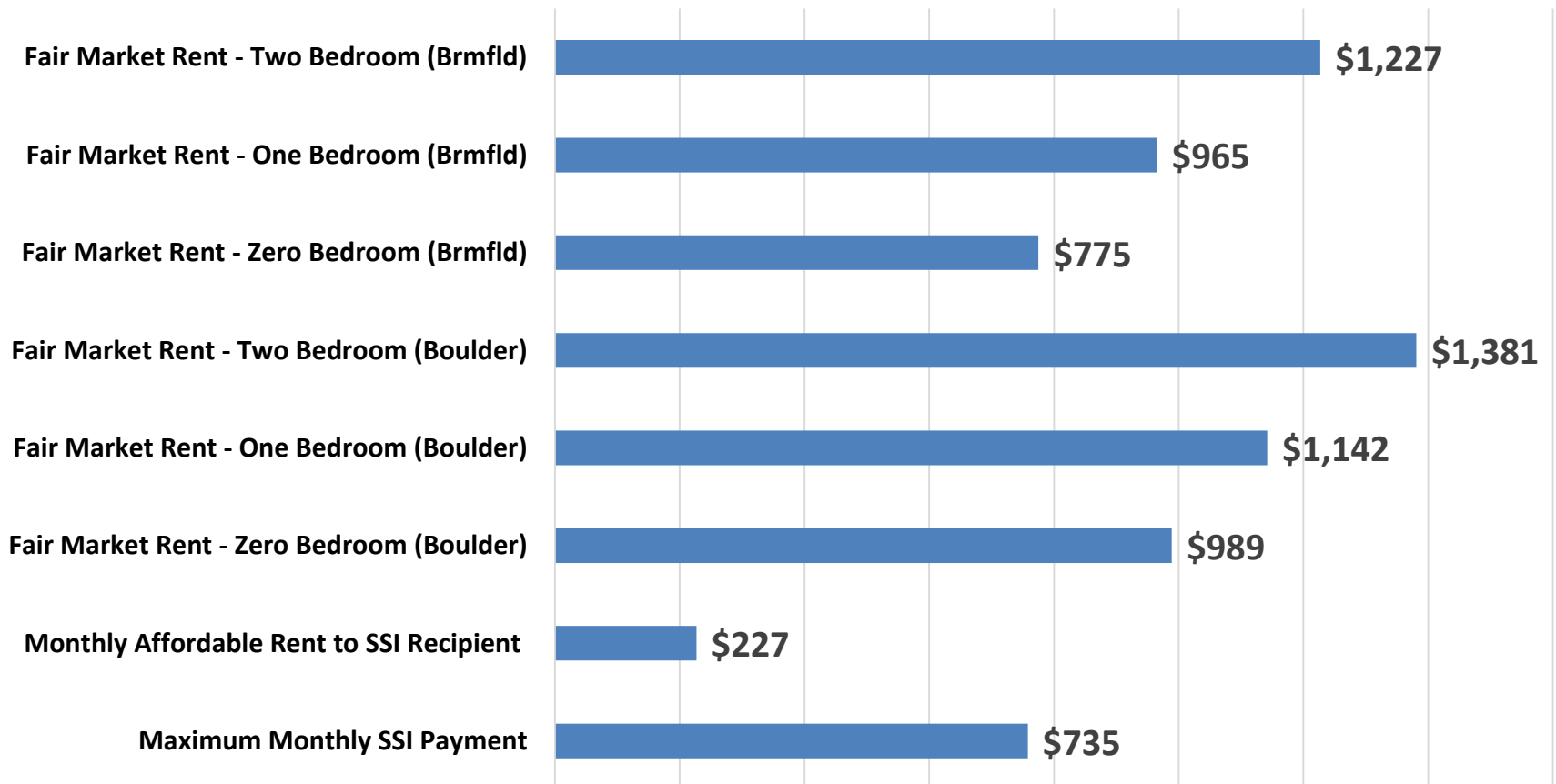


CONNECT TO NETWORK  
Colorado



# Cost of Housing Affects Services and Supports

Maximum SSI Payment vs Fair Market Rent in Boulder and Broomfield Counties



# Housing Survey Process

Meet with Families

Identify Current Housing and Support Initiatives

Gather Data and Information

Incorporate into Imagine!'s Strategic Plan



# Survey Metrics

Living in Boulder and Broomfield Counties

10 and older

Not receiving 24-hour supports

805 individuals identified

All surveys distributed via email

93 responses - 12% response rate

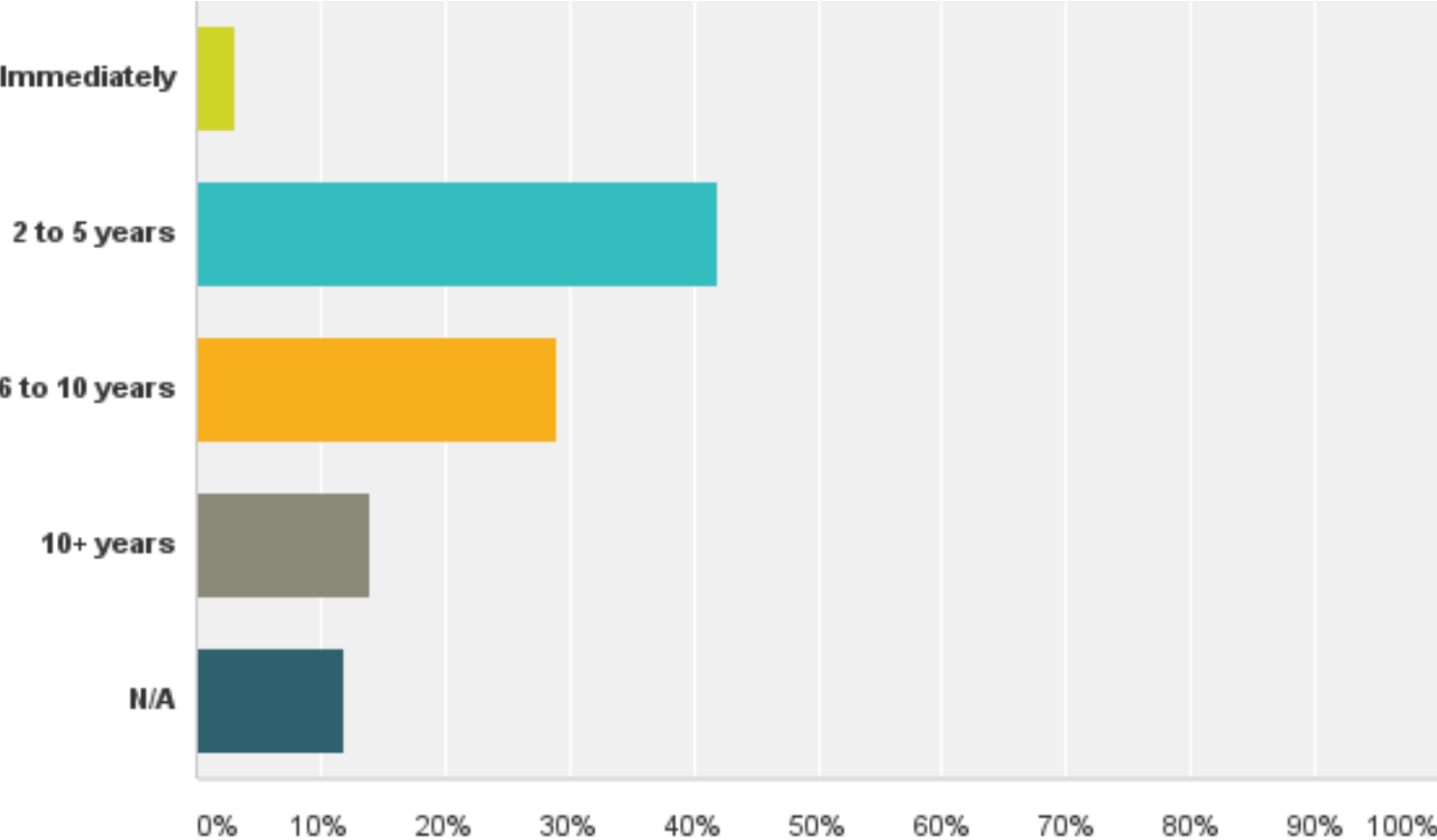
Average age – 23 (Oldest 68 –Youngest 10)

36 Female

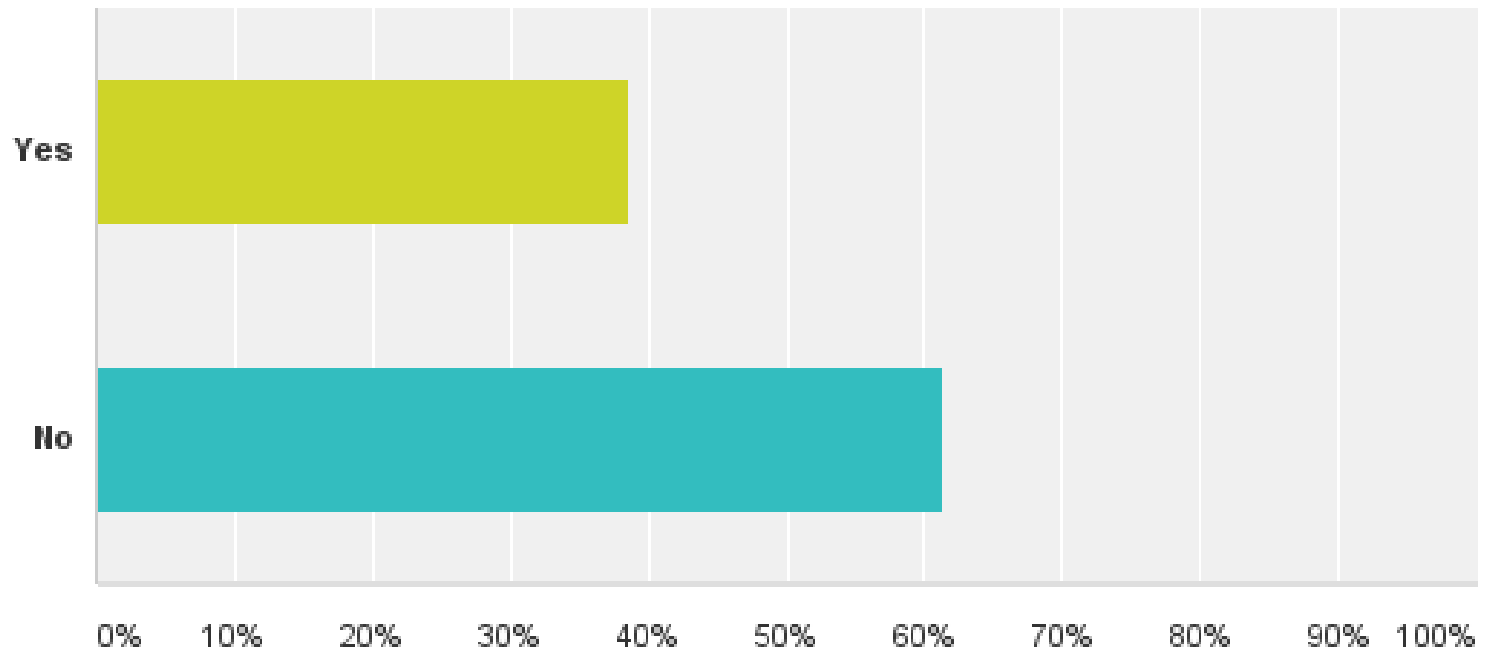
57 Male



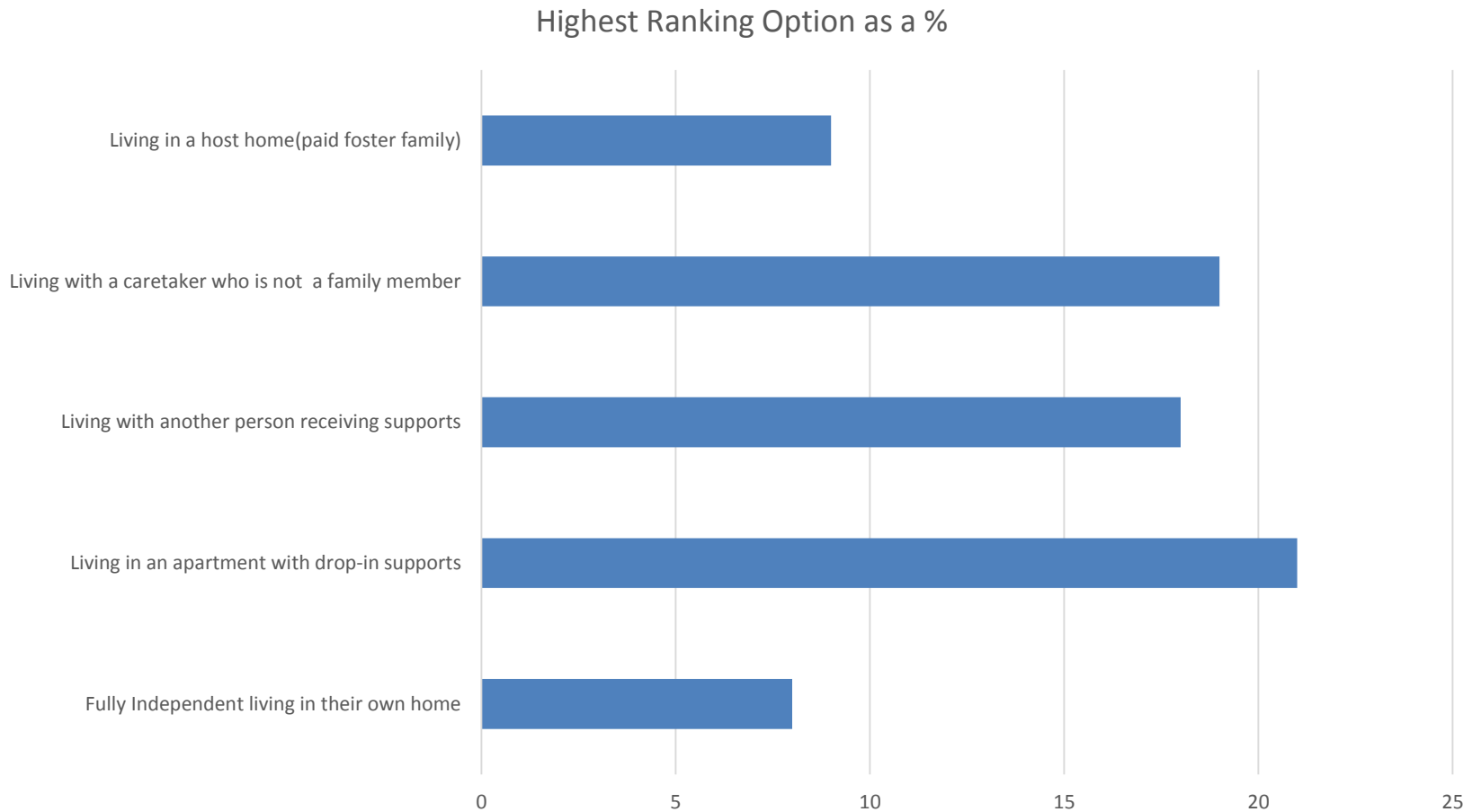
# How soon do you think your family member will need housing?



If an emergency happened in the home where your family member currently lives, is there a back-up plan in place for another setting?



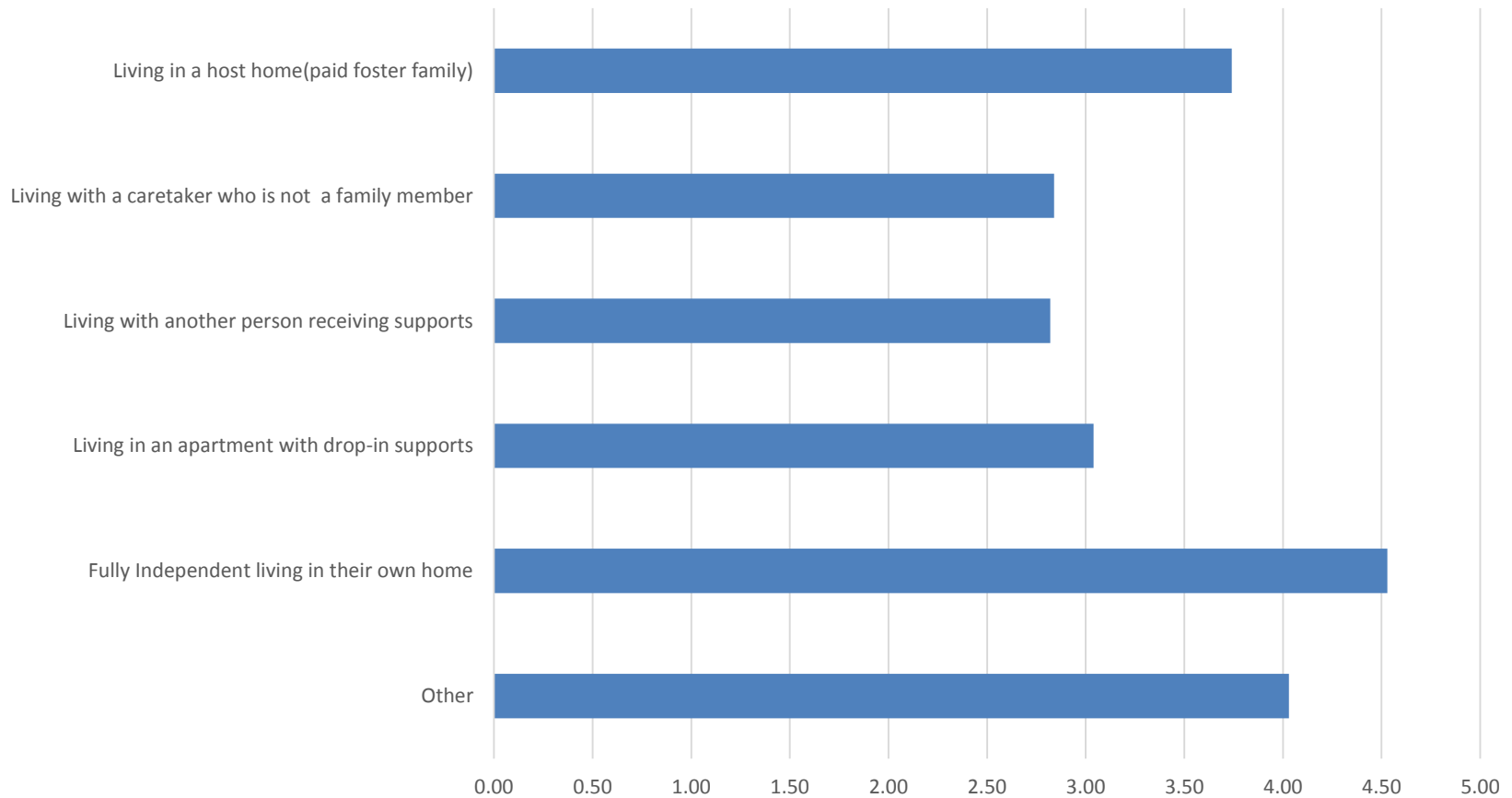
# Please rank, in order, the type of home which would best meet your family member's needs?



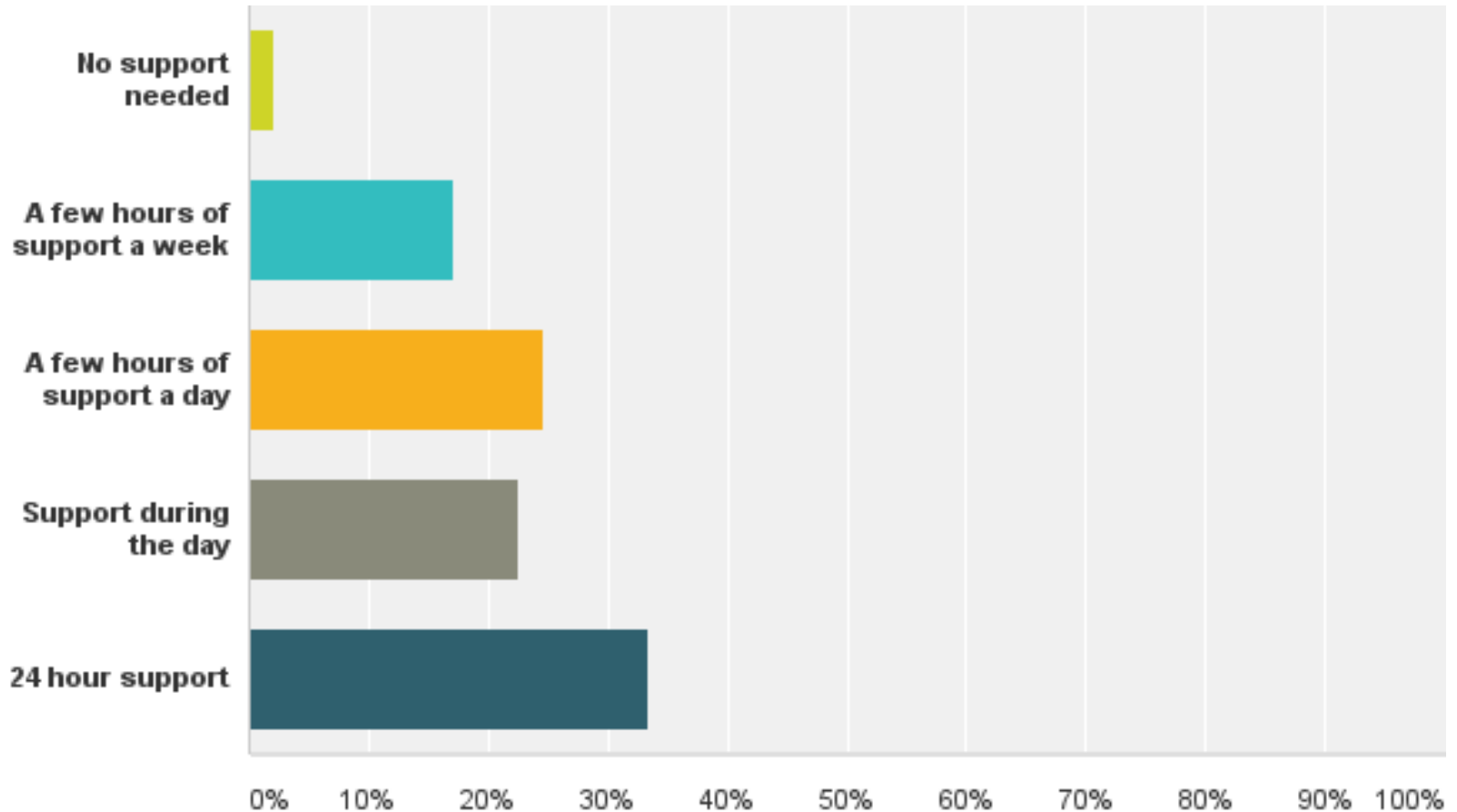


# Please rank, in order, the type of home which would best meet your family member's needs?

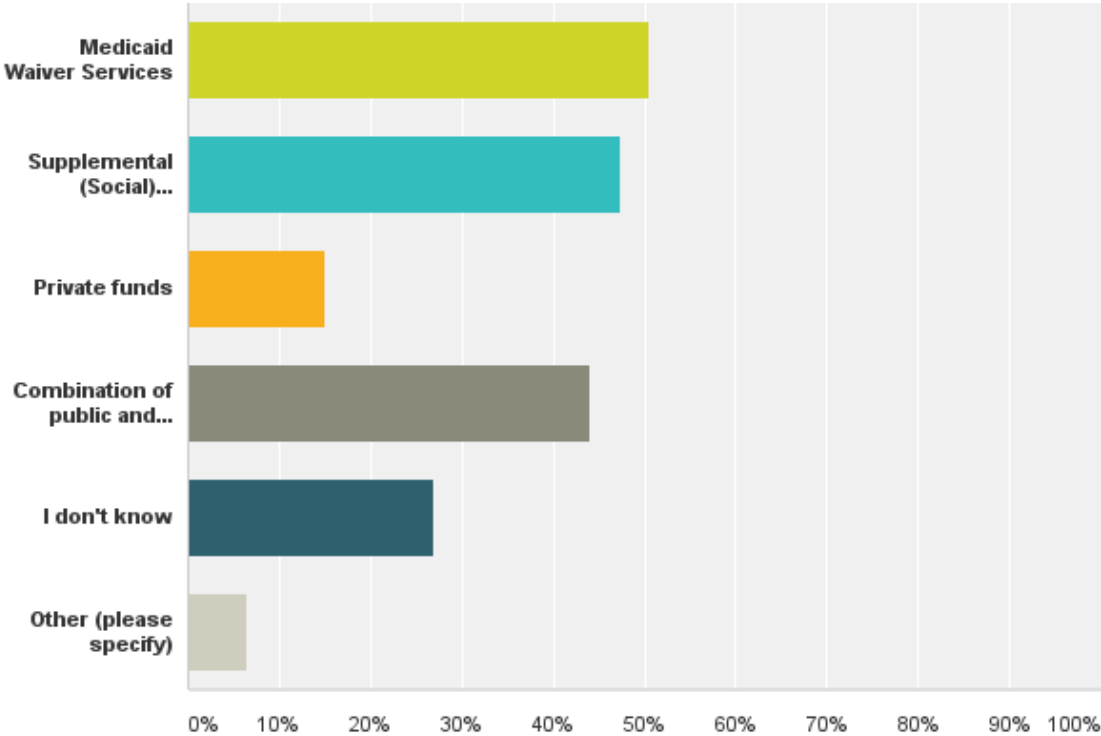
Rating Average



# How many hours a day/week does your family member need support?



# What type of funding do you anticipate using to meet your family member's future housing and support needs?



# Potential Barriers

Housing/Development Costs

Long-Term Care Medicaid Funding

Workforce Availability

CMS Settings Rule



# Imagine!'s Role

Continue to Collect Information  
Connect Resources and Families  
Provide Guidance and Support  
Provide Services as Appropriate  
Advocate for Systems that Support Families



# What would you like to talk about??

